



BioPAT[®] Trace and BioPAT[®] Multi Trace

Online measurement of multiple parameters
from 1 to 4 vessels

Benefits

- Real-time online monitoring of bioprocesses parameters
 - Glucose and lactate
 - Methanol or ethanol
- Enable automated parameter feed | bleed control capability
- Single-use sensor and fluidic elements
- Compact, space-saving design
- Room temperature stable biosensors
- Wide linear measuring range



Product Information

The control of nutrients and metabolites starts by monitoring the parameter concentration and its rate of change. Once known, then an actuator (e.g. feed pump) can affect a change and bring the parameter to the desired set-point. BioPAT[®] Trace and BioPAT[®] Multi Trace enables this control to be automated without the need for operator intervention during the bioprocess.

BioPAT[®] Trace analysis platform is designed for simultaneous online monitoring of up to two parameters in any given setup. The biosensor components measure either glucose and lactate or small-molecule alcohols, such as methanol and ethanol. The system can be used for laboratory or industrial cultivations of microorganisms and mammalian cell lines.

BioPAT[®] Multi Trace has all the measurement functionality of the dedicated system yet is capable of sampling from up to four vessels without the need for operator intervention. The frequency, relative sample volume and accuracy of the parameter concentration data allows automated parameter control. This can be achieved by either actuating a feed pump or increasing the perfusion rate to influence parameter concentration and maintain a defined steady state.



Figure 1: BioPAT® Trace practical setup with UniVessel® SU

Biosensor

BioPAT® Trace sample analysis works by coupling an enzymatic reaction in combination with amperometric detection. A two-channel enzyme electrode coated with an oxidase constitutes the biosensor. The biosensor's platinum electrodes are coated with glucose oxidase and lactate oxidase and react with their corresponding substrates. Alternatively, the alcohol biosensor utilizes alcohol oxidase to detect both ethanol and methanol concurrently.



Figure 2: image of the back of the BioPAT Trace biosensor

Fluidics Tube set

To perform the sample analysis, a sample must be transported from the vessel to the biosensor. A complete fluidic setup consisting of 1–2 mm inner diameter tubing, peristaltic pump heads and ergonomically labeled connections is needed for every run. Each sampling method – dialysis or filtration – requires the corresponding Tube set to function correctly. The BioPAT® Multi Trace Tube set design has four sample lines which are controlled by automated pinch valves to sample from up to four different vessels. For easy identification, the back of the biosensor (Fig 2) has a unique serial number printed above the electronic contact points.

Continuous Analysis

The BioPAT® Trace provides continuous parameter analysis with up to one data point per minute during cultivation. It is independent of the type of cultivation (batch, fed-batch, continuous cultivation) and allows the setup of automated parameter control loops. In addition to the online analysis function, scheduled or manually activated parameter calibrations during a batch ensure measurement robustness without stoppage.

Range

The linear measuring range of the BioPAT® Trace extends from

1 to 40 g/L	(56 µM to 0.223 mM)	Glucose
0.5 to 10 g/L	(56 µM to 0.102 mM)	Lactate
0.01 to 10 g/L	(0.56 µM to 0.056 mM)	Low glucose
0.05 to 2.5 g/L	(0.56 µM to 0.026 mM)	Low lactate
0.5 to 20 g/L	(6.24 µM to 0.624 mM)	Methanol
1 to 40 g/L	(10.85 µM to 0.868 mM)	Ethanol

BioPAT® Trace and Multi Trace require a minimum two-point calibration with known traceable parameter solutions to generate the linear measuring range. These calibration solutions are available from Sartorius Stedim Biotech.

Frequency

The measurement frequency of the BioPAT® Trace filtration probe is up to 60 analyses per hour whereas; the dialysis setup yields 30 analyses per hour from a single vessel. The BioPAT® Multi Trace must perform additional flushing between vessel sampling and, therefore provides analyses every 6 (filtration)/7(dialysis) minutes, with four vessels connected. The next sequential data point generated for the first vessel is 24(filtration) or 28(dialysis) minutes later.

If the required glucose|lactate concentration measured is below 0.1 g/L in dialysis mode the accumulation time increases, resulting in biosensor data points every six minutes. This requires a BioPAT® Trace firmware update, with an optional change of the dialysis probe membrane to increase the permeability.

The BioPAT® Trace software can take scheduled samples at any given time point thus increasing or decreasing the sampling frequency to tailor it to specific process control requirements.

Duration

The service life of the biosensor is 14 days or 5000 analyses depending on the application. The ambient temperature of the BioPAT® Trace can lie between 5°C and 35°C due to internal temperature correction. The ambient humidity should not exceed 90%.

Refer to the Glucose | Lactate: Performance and Accuracy application note for more details.

Accuracy

The deviation from the average measurement value is less than 3% for a measurement of 5 g/L glucose and 2.5 g/L lactate. Dynamic vessel temperature compensation of the biosensor and membrane diffusion is included if BioPAT® Trace is used with BioPAT® MFCS data acquisition.

Communication Integration

BioPAT® DCU Analog Connection

BioPAT® Trace has standard analog outputs in either voltage or milliamp signal ranges in order to connect it to the BioPAT® DCU and to show the two measured parameters. The BioPAT® DCU is configured to interoperate the signal over the fixed calibration range and show the two concentration values on the BIOSTAT® visual display.

BioPAT® Multi Trace is not designed for analog connection to obtain the relevant data from all four vessels. Instead, digital connection is required.

BioPAT® MFCS digital connection

BioPAT® Trace and BioPAT® Multi Trace can be digitally connected by Modbus|OPC® to BioPAT® MFCS 3.0 bioprocess management module with additional software from Sartorius Stedim Biotech. This option allows parameter data to be imputed directly into the supervisory control and data acquisition software for all sampled cultivations.

Mechanical Integration

Reliable Sampling

To analyze substrates in cultivation media, it is necessary for the sample to be taken from the vessel, while maintaining the sterile conditions within. The reproducibility and relevance of the sample taken must remain intact. The BioPAT® Trace has four sampling probe options available: filtration, dialysis single-use and by-pass loop. All probe designs ensure aseptic removal from the vessel and transport to the biosensor module.

Filtration Probe

Cell-free samples are removed from the vessel using the filtration sampling probe, which incorporates a 0.2 µm polypropylene filter. This hydrophilized probe is mounted inside the bioreactor and subsequently sterilized along with the medium. The concentration of the bulk sample is directly correlated to the linear calibration in the biosensor.

- Continuous sampling removes 1 mL from the sample vessel per sample reducing the overall vessel volume. If in interval mode 5 mL is removed for each initial measurement.



Dialysis Probe

This probe functions by time-dependent diffusion of sample across a 12 kDa permeable membrane. The transport buffer and vessel solution do not directly mix. However, during the BioPAT® Trace sampling cycle the transport buffer flow is paused and the concentration gradient drives small molecules from the bulk into the transport buffer. When flow resumes after a set time period, this accumulated concentration is transported to the biosensor for analysis. This data is then correlated to the linear calibration to yield the bulk concentration.

- This sampling method uses the diffusion of small molecules across the permeable membrane without any loss of vessel volume.




Single-Use Probe

The single-use probe functions on the same principles as the dialysis probe but is constructed from known traceable plastics and hollow fibers.

- This sampling method uses the diffusion of small molecules across the permeable membrane, without entailing any loss of vessel volume.





By-pass loop

The by-pass loop functions when sterilization or a technical limitation exists that a probe cannot be installed in the vessel. It functions on the same principles as the dialysis probe with the membrane contact surface installed into a flexible tubing line with a 6 or 9mm hose-barb connection.



Manual sample analysis

BioPAT® Trace systems enable a three-way stopcock to be conveniently integrated for manual sampling of off-line samples.

Calibration Solutions and Transport Buffer

BioPAT® Trace and BioPAT® Multi Trace require two calibration solutions and a transport buffer to function, and accurately determine the parameter concentration in a sampled vessel. These liquids are connected on the labeled end points of the Tube set and are automatically pumped within the system loop. The calibration solutions include expiration dates to ensure the accuracy and longevity of the system analysis. Upon request, test certificates can be provided for each calibration solution.

BPT0006	Transport buffer solution for CC Glc Lac (20x);	0.5L
BPT0060	Transport buffer Glc Lac (5x) for MO;	1.0L
BPT0046	Transport buffer for MeOH EtOH (5x)	1.0L
BPT0007	Calibration solution 5 (10g/L Glc and 5g/L Lac);	0.5L
BPT0008	Calibration solution 4 (4g/L Glc and 2g/L Lac);	0.5L
BPT0009	Calibration solution 3 (2g/L Glc and 1g/L Lac);	0.5L
BPT0010	Calibration solution 2 (1g/L Glc and 0.5g/L Lac);	0.5L
BPT0011	Calibration solution 1 (0.5g/L Glc and 0.25g/L Lac);	0.5L
BPT0041	Calibration solution 6 (20g/L Glc and 10g/L Lac);	0.5L
BPT0043	Calibration solution 7 (0.1 g/L Glc and 0.05 g/L Lac);	0.5L
BPT0051	Calibration solution, 0.2 g/L Methanol	0.5L
BPT0052	Calibration solution, 1.0 g/L Methanol	0.5L
BPT0053	Calibration solution, 5.0 g/L Methanol	0.5L
BPT0054	Calibration solution, 20.0 g/L Methanol	0.5L
BPT0055	Calibration solution, 40.0 g/L Ethanol	0.5L
BPT0056	Calibration solution, 4.0 g/L Ethanol	0.5L
BPT0057	Calibration solution, 2.0 g/L Ethanol	0.5L
BPT0058	Calibration solution, 0.5 g/L Ethanol	0.5L
BPT0044	Concentrated (200x) cleaning disinfection solution	1.0L



Technical Data

Specifications

BioPAT® Trace and BioPAT® Multi Trace

Measuring principle	Enzymatic amperometric		
Linear measuring range	Glucose	1 to 40 g/L	(56 µM to 0.223 mM)
	Lactate	0.5 to 10 g/L	(56 µM to 0.102 mM)
	low Glucose	0.01 to 10 g/L	(0.56 µM to 0.056 mM)
	low Lactate	0.05 to 2.5 g/L	(0.56 µM to 0.026 mM)
	Methanol	0.5 to 20 g/L	(6.24 µM to 0.624 mM)
	Ethanol	1 to 40 g/L	(10.85 µM to 0.868 mM)
Measurement deviation	Glucose Lactate	<1.5% 1 to 20 g/L <1.5% 1 to 10 g/L F.S.	
	Low Glucose Lactate	<2.5% 0.5 to 1 g/L <2.5% 1 to 0.5 g/L F.S.	
	Methanol	<2.0% 0.5 to 20 g/L	
	Ethanol	<2.0% 1.0 to 40 g/L	
pH range of the medium	4.8 – 9.2		
Service life of the enzyme electrode	Glucose Lactate	30 days or 5,000 analyses	
	Methanol or Ethanol	15 days or 5,000 analyses	
Operating temperature	15 °C to 35 °C (59 °F to 95 °F)		
Operating humidity	10 to 90 %		
System storage conditions	5 °C to 60 °C (32 °F to 140 °F); 5% to 75% RH (non-condensing)		
Storage temperature	Glucose Lactate biosensor	5 °C to 25 °C (41 °F to 77 °F)	
	Alcohol biosensor	3 °C to 8 °C (37.4 °F to 46.4 °F)	

BioPAT® Multi Trace

Data frequency (with 4 vessel connected)	Filtration	Up to 2 measurements/hr/vessel
	Dialysis	Up to 2 measurements/hr/vessel
Weight	2.0 kg	
Dimensions (W×H×D)	120 mm × 170 mm × 200 mm (4.7" × 6.7" × 7.9")	
Serial output	9-pin female connector to external pump	
USB interface	1 × USB port (software updates only)	

BioPAT® Trace

Data frequency	Filtration Dialysis	Up to 60 measurements/hr Up to 30 measurements/hr
Weight	1.8 kg	
Dimensions (W×H×D)	120 mm × 170 mm × 200 mm (4.7" × 6.7" × 7.9")	
Analog output options	0 to 10 V 0 to 20 mA 4 to 20 mA	
Serial output	9-pin female connector to external pump	
USB interface	1 × USB ports (software updates only)	

Connections

System communication interfaces	RS232, Ethernet
Communication cable length	Standard: 2 m (5 m and 10 m available)
Communication cable material	Non-metallic sheathed cable with finely stranded copper conductor; PVC insulation -40 °C to +70 °C (+40 °F to +158 °F)
Power supply	100 to 120 220 to 240 V ~; 50 60 Hz

Liquid | Waste Requirements

Transport buffer consumption	1.5 L/day to 2.0 L/day
Calibration solution consumption	5 mL/day to 145 mL/day
Fluid temperature	15 °C to 35 °C (59 °F to 95 °F)
Collection of waste liquid	Separate container required

BioPAT® Trace Filtration probe

Mechanical port connection Insertion depth	12 mm ¹ PG 13.5 130 mm 12 mm ¹ PG 13.5 230 mm 25 mm ¹ DN 25 130 mm 25 mm ¹ DN 25 90 mm	BPT0021 BPT0022 BPT0023 BPT0036
Port adapter insert depth reduction	19/12 mm 49 mm 25/12 mm 52 mm	BB-8848630 BB-34165225
Product contact materials	Construction material: 1.4404/AISI, 316L stainless steel – mechanically polished Filter: Polypropylene, 0.2 µm	
Pressure range	0.8 to 5 bar 11.6 to 72.52 psi absolute pressure	
Port gasket	O-ring, 11.00 mm × 3.00 mm EPDM (FDA USP Class VI)	
Vessel preparation requirements	filter install – hydrophilization – autoclave steam sterilization	

¹ steel conduit armored thread

BioPAT® Trace Dialysis Probe

Mechanical port connection	Diameter: 12 mm thread: steel conduit, PG 13.5	
Insertion depth Univessel® volume	132 mm 0.5L	BPT0014
	165 mm	BPT0015
	212 mm ½L	BPT0016
	232 mm 2L	BPT0017
	332 mm 5L	BPT0018
	362 mm 5L	BPT0019
Port adapter insert depth reduction	19/12 mm 49 mm	BB-8848630
	25/12 mm 52 mm	BB-34165225
Product contact materials	1.4404 AISI - 316L stainless steel – Mechanically polished	
Construction material	Dialysis membrane: Cellulose acetate, approx. 12 kDa MWC	
	Pressure range: 0.8 bar to 3.4 bar 11.6 psi to 49.91 psi absolute pressure	
Port gasket	O-ring, 11.00 mm × 3.00 mm EPDM (FDA USP Class VI)	
Vessel preparation requirements	install membrane - fill buffer - autoclave steam sterilization	

BioPAT® Trace Single-use Probe

Connection	Integrated into Flexsafe® STR or RM bag sample port
Product contact materials	Flexsafe® RM or STR Validation guide
Hollow-fiber membrane	Polyethersulfone PES, approx. 12 kDa MWCO ²
Preparation requirements	Ready to use

² Molecular weight cut-off

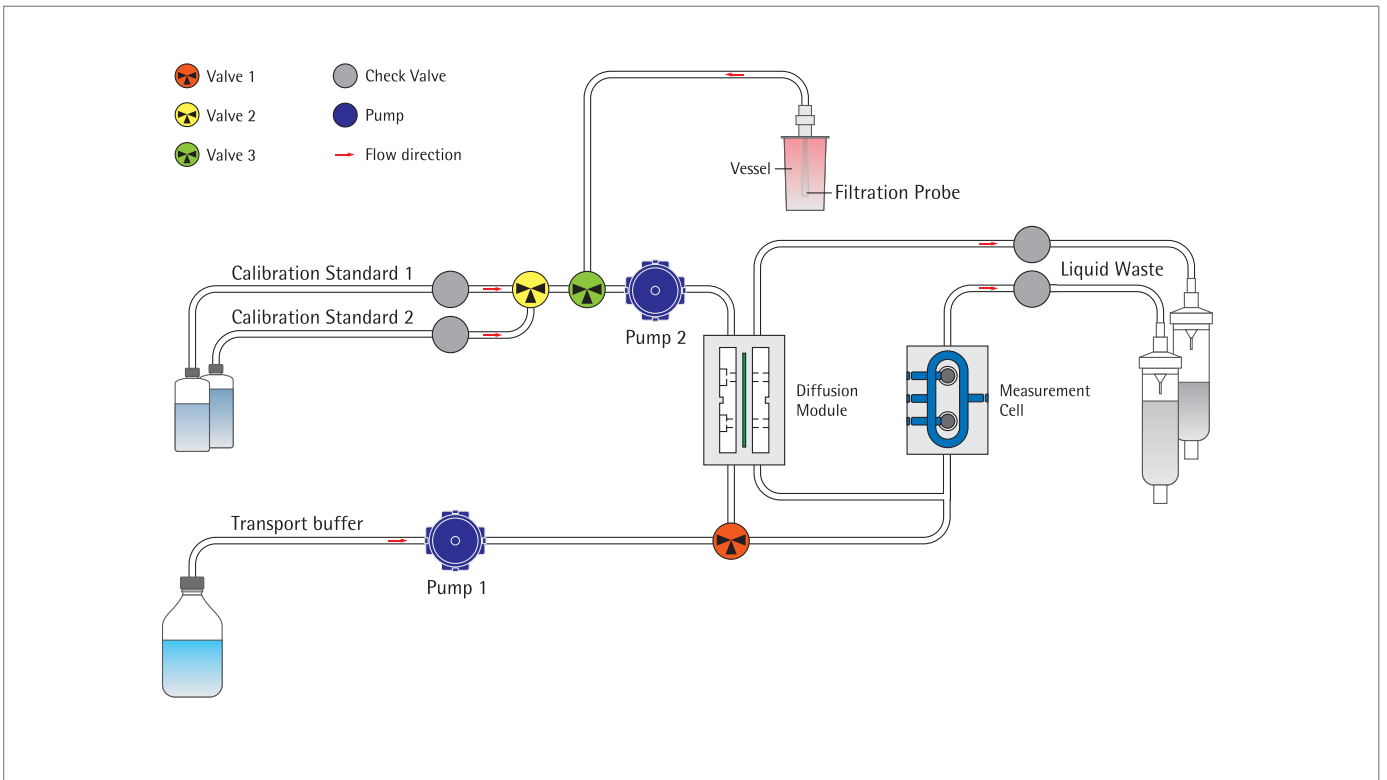
BioPAT® Trace Tube set for Filtration

BioPAT® Trace	
Inlets	4
Outlets	1
BioPAT® Multi Trace	
Inlet	7
Outlets	1
Tube sets for BioPAT® Trace	
Glc Lac	BPT0004
Glc Lac cellulose stable	BPT0005
MeOH EtOH	BPT0049 and BPT0048
Tube sets for BioPAT® Multi Trace	
Glc Lac	BPT0M02
Glc Lac cellulose stable	BPT0M03
MeOH EtOH	BPT0M04 and BPT0048

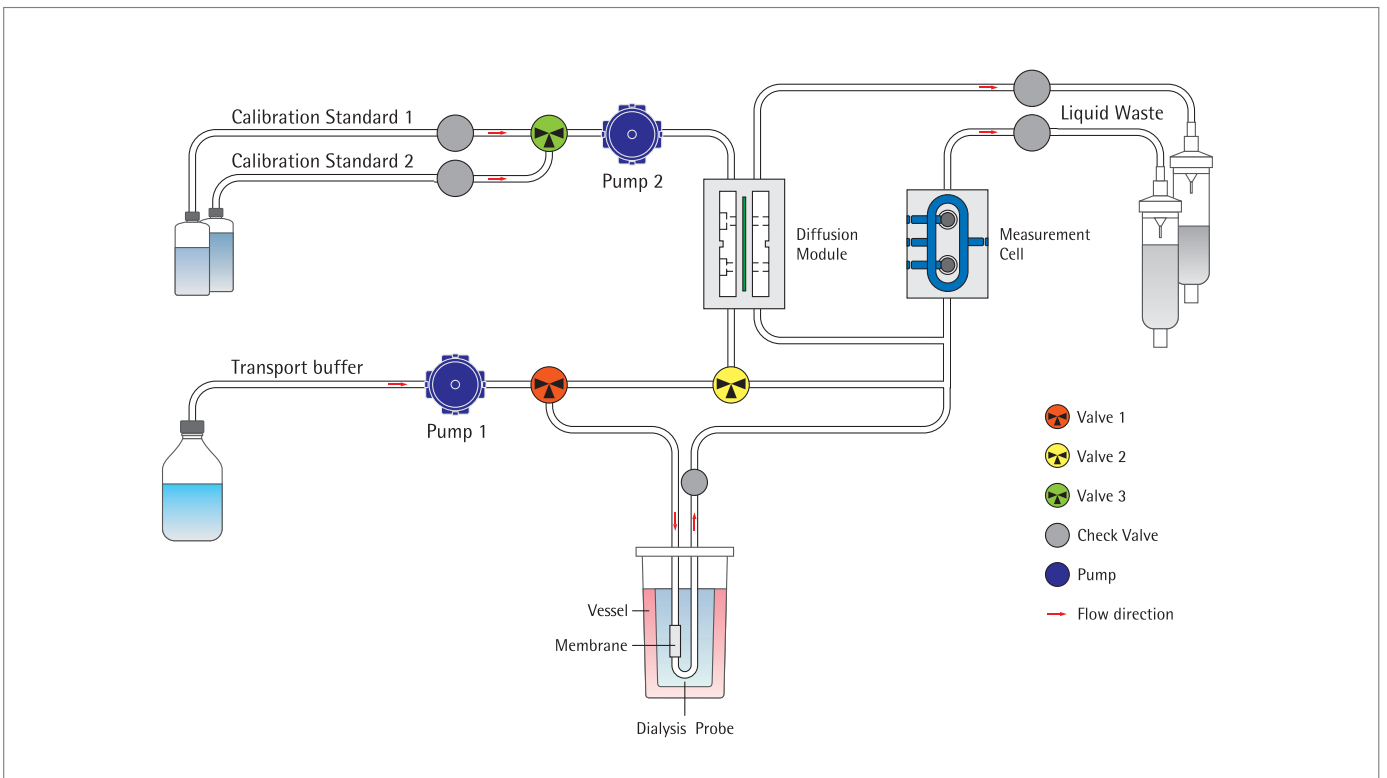
BioPAT® Trace Tube set for Dialysis

BioPAT® Trace	
Inlets	3
Sample return loops	1
Outlets	1
BioPAT® Multi Trace	
Inlet	3
Sample return loops	4
Outlets	1
Tube sets for BioPAT® Trace	
Glc Lac	BPT0003
MeOH EtOH	BPT0050 and BPT0048
Tube sets for BioPAT® Multi Trace	
Glc Lac	BPT0M01
MeOH EtOH	BPT0M05 and BPT0048

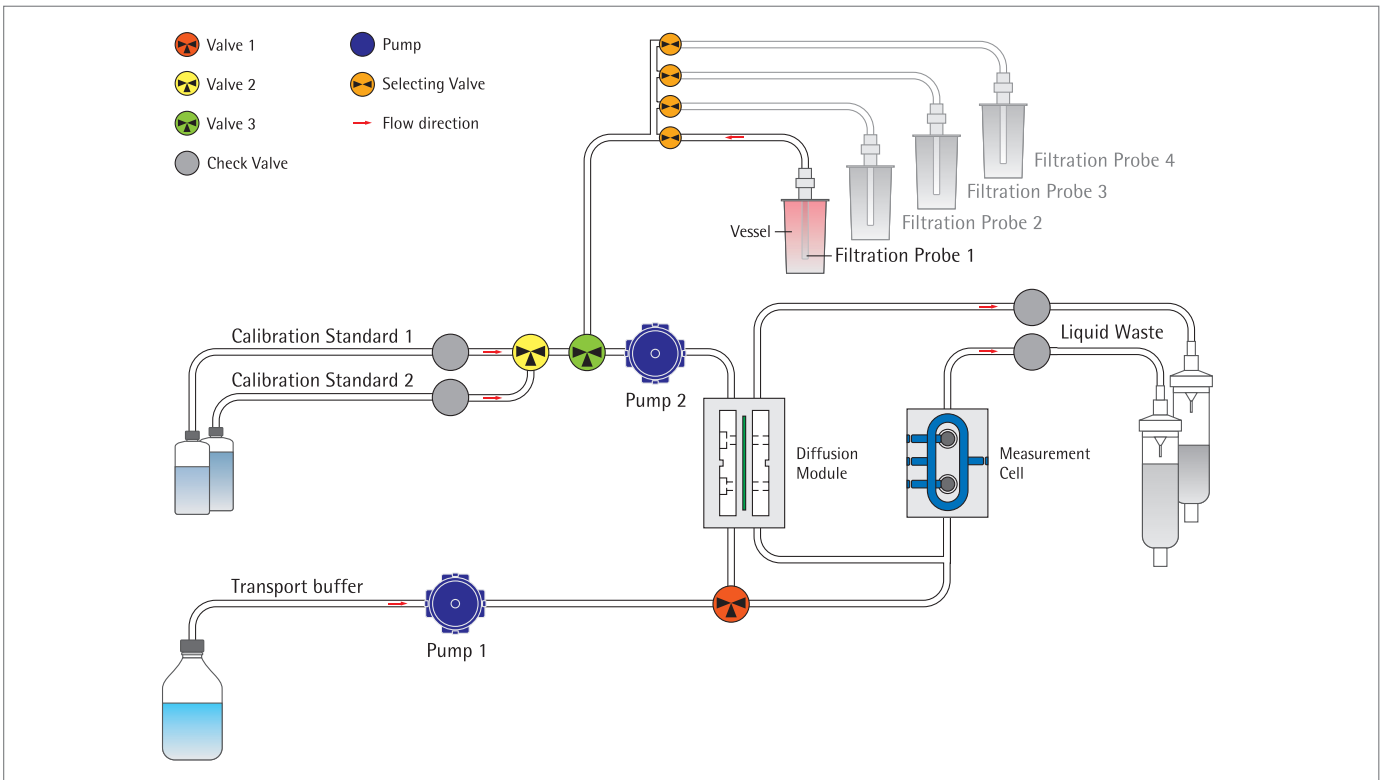
BioPAT® Trace
Tube set for Filtration



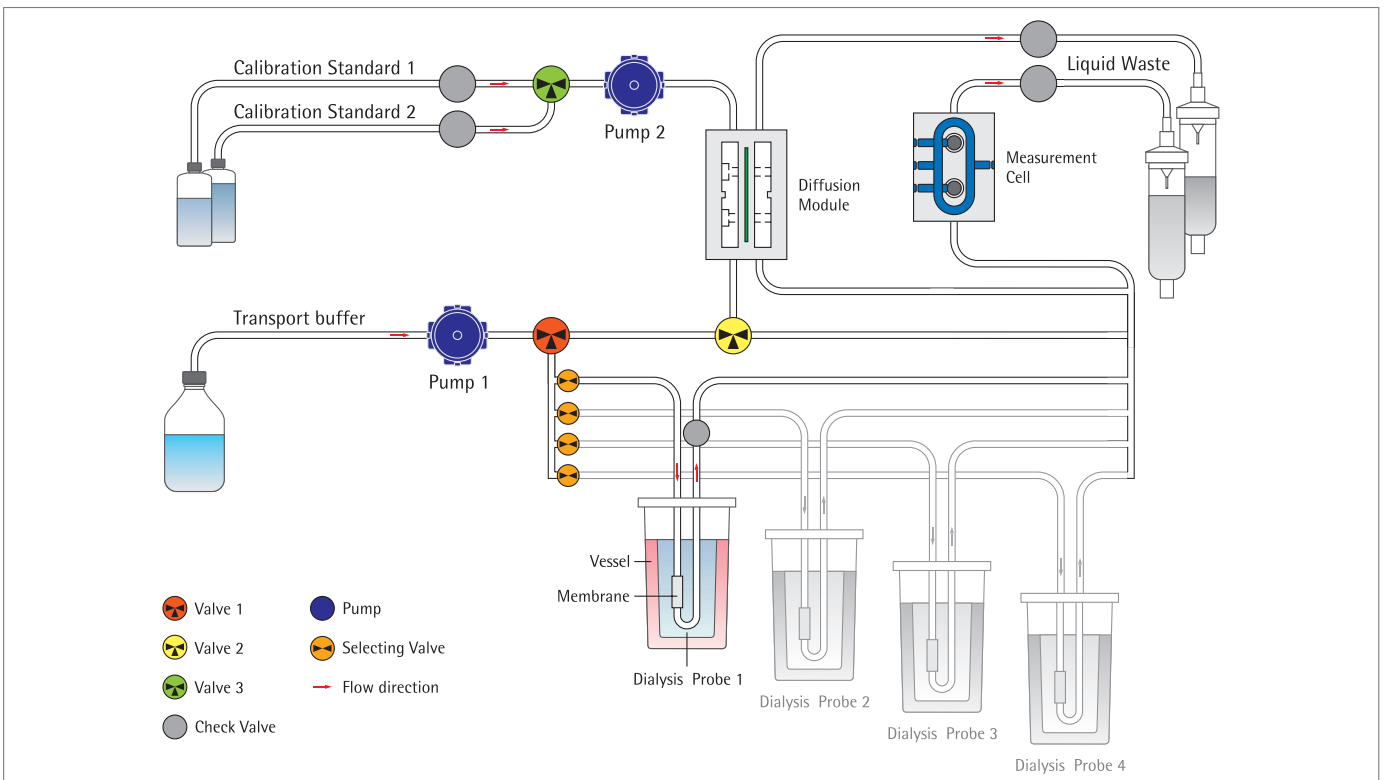
BioPAT® Trace
Tube set for Dialysis



BioPAT® Multi Trace
Tube set for Filtration



BioPAT® Multi Trace
Tube set for Dialysis



Certificates

Calibration certificates

Acceptance Report
Calibration Solution
4 g/l Glucose
2 g/l Lactate
Part.-No.: 850.305.003



Richard-Wagner-Str. 1-2
38106 Braunschweig
Germany
Phone: ++49-531-209008-0
Fax: ++49-531-209008-39
email: info@trace.de
www.trace.de

Certificate of Conformity:

We confirm the agreement of this acceptance report with the original examination report of arotop food environment GmbH, Mainz, December 19, 2011.

TRACE Analytics GmbH

Examination Report:

Calibration Solution 4 g/l Glucose / 2 g/l Lactate

Project-No.:	045369
Lot-No.:	2011-40376
Date of receive:	December 09, 2011
Parameter:	D-Glucose
Result:	3.97 g/l
Standard deviation:	± 0.014 g/l
Parameter:	L-Lactic Acid
Result:	2.007 g/l
Standard deviation:	± 0.066 g/l
Method:	R-Biopharm, Boehringer Mannheim, Enzymatic BioAnalysis / Food Analysis According to §64 LFGB, ASU L31.00-12 The detection limit of glucose is 4.0 mg/L The detection limit of Lactate is 5.0 mg/L

Date of Acceptance

Signature

The original report was performed by

arotop food environment GmbH
Institut für Geschmacksforschung, Lebensmittel- und Umweltanalytik
Dekan-Leist-Straße 9
D-55129 Mainz

Accredited in accordance with DIN EN ISO/IEC 17025.

Sales and Service Contacts

For further contacts, visit www.sartorius-stedim.com

Europe

Germany

Sartorius Stedim Biotech GmbH
August-Spindler-Strasse 11
37079 Goettingen

Phone +49.551.308.0
Fax +49.551.308.3289

Sartorius Stedim Systems GmbH
Robert-Bosch-Strasse 5 – 7
34302 Guxhagen

Phone +49.5665.407.0
Fax +49.5665.407.2200

France

Sartorius Stedim FMT S.A.S.
ZI des Paluds
Avenue de Jouques – CS 91051
13781 Aubagne Cedex

Phone +33.442.845600
Fax +33.442.845619

Sartorius Stedim France SAS
ZI des Paluds
Avenue de Jouques – CS 71058
13781 Aubagne Cedex

Phone +33.442.845600
Fax +33.442.846545

Austria

Sartorius Stedim Austria GmbH
Modcenterstrasse 22
1030 Vienna

Phone +43.1.7965763.18
Fax +43.1.796576344

Belgium

Sartorius Stedim Belgium N.V.
Leuvensesteenweg, 248/B
1800 Vilvoorde

Phone +32.2.756.06.80
Fax +32.2.756.06.81

Hungary

Sartorius Stedim Hungária Kft.
Kagyló u. 5
2092 Budakeszi

Phone +36.23.457.227
Fax +36.23.457.147

Italy

Sartorius Stedim Italy S.p.A.
Via dell'Antella, 76/A
50012 Antella-Bagno a Ripoli (FI)

Phone +39.055.63.40.41
Fax +39.055.63.40.526

Netherlands

Sartorius Stedim Netherlands B.V.

Phone +31.30.60.25.080
Fax +31.30.60.25.099

filtratie.nederland@sartorius-stedim.com

Poland

Sartorius Stedim Poland Sp. z o.o.
ul. Wrzesinska 70
62-025 Kostrzyn

Phone +48.61.647.38.40
Fax +48.61.879.25.04

Russian Federation

LLC "Sartorius ICR" and LLC "Biohit"
Uralskaya str. 4, Lit. B
199155, Saint-Petersburg

Phone +7.812.327.5.327
Fax +7.812.327.5.323

Spain

Sartorius Stedim Spain, S.A.U.
Avda. de la Industria, 32
Edificio PAYMA
28108 Alcobendas (Madrid)

Phone +34.902.110.935
Fax +34.91.358.96.23

Switzerland

Sartorius Stedim Switzerland AG
Ringstrasse 24 a
8317 Tagelswangen

Phone +41.52.354.36.36
Fax +41.52.354.36.46

U.K.

Sartorius Stedim UK Ltd.
Longmead Business Centre
Blenheim Road, Epsom
Surrey KT19 9 QQ

Phone +44.1372.737159
Fax +44.1372.726171

Ukraine

LLC "Biohit"
Post Box 440 "B"
01001 Kiev, Ukraine

Phone +380.44.411.4918
Fax +380.50.623.3162

Americas

USA

Sartorius Stedim North America Inc.
5 Orville Drive, Suite 200
Bohemia, NY 11716

Toll-Free +1.800.368.7178
Fax +1.631.254.4253

Argentina

Sartorius Argentina S.A.
Int. A. Ávalos 4251
B1605ECS Munro
Buenos Aires

Phone +54.11.4721.0505
Fax +54.11.4762.2333

Brazil

Sartorius do Brasil Ltda
Avenida Senador Vergueiro 2962
São Bernardo do Campo
CEP 09600-000 - SP- Brasil

Phone +55.11.4362.8900
Fax +55.11.4362.8901

Mexico

Sartorius de México S.A. de C.V.
Circuito Circunvalación Poniente
No. 149
Ciudad Satélite
53100, Estado de México
México

Phone +52.5555.62.1102
Fax +52.5555.62.2942

Asia | Pacific

Australia

Sartorius Stedim Australia Pty. Ltd.
Unit 5, 7-11 Rodeo Drive
Dandenong South Vic 3175

Phone +61.3.8762.1800
Fax +61.3.8762.1828

China

Sartorius Stedim Biotech (Beijing) Co. Ltd.
No. 33 Yu'an Road
Airport Industrial Park Zone B
Shunyi District, Beijing 101300

Phone +86.10.80426516
Fax +86.10.80426580

Sartorius Stedim (Shanghai)
Trading Co. Ltd
3rd Floor, North Wing, Tower 1
No. 4560 Jinke Road
Zhangjiang Hi-Tech Park
Pudong District
Shanghai 201210, China

Phone +86.21.68782300
Fax +86.21.68782332 | 68782882

Sartorius Stedim Biotech (Beijing) Co. Ltd.
Guangzhou Representative Office
Unit K, Building 23
Huihua Commerce & Trade Building
No. 80 Xianlie Middle Road
Guangzhou 510070

Phone +86.20.37618687 | 37618651
Fax +86.20.37619051

India

Sartorius Stedim India Pvt. Ltd.
#69/2-69/3, NH 48, Jakkasandra
Nelamangala Tq
562 123 Bangalore, India

Phone +91.80.4350.5250
Fax +91.80.4350.5253

Japan

Sartorius Stedim Japan K.K.
4th Fl., Daiwa Shinagawa North Bldg.
8-11, Kita-Shinagawa 1-chome
Shinagawa-ku, Tokyo, 140-0001 Japan

Phone +81.3.4331.4300
Fax +81.3.4331.4301

Malaysia

Sartorius Stedim Malaysia Sdn. Bhd.
Lot L3-E-3B, Enterprise 4
Technology Park Malaysia
Bukit Jalil
57000 Kuala Lumpur, Malaysia

Phone +60.3.8996.0622
Fax +60.3.8996.0755

Singapore

Sartorius Stedim Singapore Pte. Ltd.
1 Science Park Road,
The Capricorn, #05-08A,
Singapore Science Park II
Singapore 117528

Phone +65.6872.3966
Fax +65.6778.2494

South Korea

Sartorius Korea Biotech Co., Ltd.
8th Floor, Solid Space B/D,
PanGyoYeok-Ro 220, BunDang-Gu
SeongNam-Si, GyeongGi-Do, 463-400

Phone +82.31.622.5700
Fax +82.31.622.5799



▶ www.sartorius-stedim.com